


QUARTERLY REPORT OF REVENUE AND OTHER RECEIPTS

As at the Quarter Ending September 30, 2022

Department : State Universities and Colleges (SUCs)
 Agency : Cagayan State University
 Operating Unit : < not applicable >
 Organization Code (UACS) : 08 022 0000000
 Fund Cluster : 05 - Internally Generated Funds

| Classification/Sources of Revenue and Other Receipts | UACS CODE | REVENUE TARGET (Annual) per BESF | Actual Revenue and Other Receipts Collections | | | | | Cumulative Remittance/Deposits to Date | | | Variance | | Remarks |
|--|------------|----------------------------------|---|----------------------------|-----------------------------|----------------------------|------------------|--|---------------------|-----------|----------------|-----------|---------|
| | | | 1st Quarter Ending March 31 | 2nd Quarter Ending June 30 | 3rd Quarter Ending Sept. 30 | 4th Quarter Ending Dec. 31 | Total | Remittance to BTr | Deposited with AGDB | TOTAL | Amount | % | |
| 1 | 2 | 3 | 4 | 5 | 6 | 7 | 8=[{6+(-)7}-8+9] | 9 | 10 | 11=(9+10) | 12=(8-3) | 13=(12/3) | 14 |
| Internally Generated Funds | | 0.00 | 55,159,832.40 | 47,551,495.71 | 119,833,678.55 | 0.00 | 222,545,006.66 | 0.00 | 0.00 | 0.00 | 222,545,006.66 | 0 % | |
| Revenue Collections | | 0.00 | 55,159,832.40 | 47,551,495.71 | 119,833,678.55 | 0.00 | 222,545,006.66 | 0.00 | 0.00 | 0.00 | 222,545,006.66 | 0 % | |
| Cash Receipts | | 0.00 | 55,159,832.40 | 47,551,495.71 | 119,833,678.55 | 0.00 | 222,545,006.66 | 0.00 | 0.00 | 0.00 | 222,545,006.66 | 0 % | |
| Non-Tax | | 0.00 | 55,159,832.40 | 47,551,495.71 | 119,833,678.55 | 0.00 | 222,545,006.66 | 0.00 | 0.00 | 0.00 | 222,545,006.66 | 0 % | |
| Tuition Fees | 4020201001 | 0.00 | 22,128,311.11 | 19,251,685.27 | 71,143,848.58 | 0.00 | 112,523,844.96 | 0.00 | 0.00 | 0.00 | 112,523,844.96 | 0 % | |
| Income Collected from Students | 4020201002 | 0.00 | 18,516,296.52 | 10,509,311.25 | 37,183,153.80 | 0.00 | 66,208,761.57 | 0.00 | 0.00 | 0.00 | 66,208,761.57 | 0 % | |
| Other School Fees | 4020201099 | 0.00 | 3,385,627.41 | 8,902,515.58 | 8,179,830.93 | 0.00 | 20,467,973.92 | 0.00 | 0.00 | 0.00 | 20,467,973.92 | 0 % | |
| Rent/Lease Income | 4020205000 | 0.00 | 36,108.05 | 166,819.35 | 139,669.35 | 0.00 | 342,596.75 | 0.00 | 0.00 | 0.00 | 342,596.75 | 0 % | |
| Other Business Income | 4020299099 | 0.00 | 11,093,489.31 | 8,721,164.26 | 3,187,175.89 | 0.00 | 23,001,829.46 | 0.00 | 0.00 | 0.00 | 23,001,829.46 | 0 % | |
| TOTAL | | 0.00 | 55,159,832.40 | 47,551,495.71 | 119,833,678.55 | 0.00 | 222,545,006.66 | 0.00 | 0.00 | 0.00 | 222,545,006.66 | 0 % | |


Certified Correct:


MARIA REMEDIOS F. TANGONAN, CPA
 OIC - UNIVERSITY ACCOUNTANT
 Date: 10/27/2022

Recommending Approval:


EMERITA P. GERON, CPA
 CHIEF FMO
 Date: 10/27/2022

Approved By:


URDUJAH G. ALVARADO, Ph.D, CESO II
 UNIVERSITY PRESIDENT
 Date: 10/27/2022


QUARTERLY REPORT OF REVENUE AND OTHER RECEIPTS

As at the Quarter Ending September 30, 2022


Department : State Universities and Colleges (SUCs)
 Agency : Cagayan State University
 Operating Unit : < not applicable >
 Organization Code (UACS) : 08 022 0000000
 Fund Cluster : 06 - Business Related Funds

| Classification/Sources of Revenue and Other Receipts | UACS CODE | REVENUE TARGET (Annual) per BESF | Actual Revenue and Other Receipts Collections | | | | | Cumulative Remittance/Deposits to Date | | | Variance | | Remarks |
|--|------------|----------------------------------|---|----------------------------|-----------------------------|----------------------------|----------------|--|---------------------|-----------|---------------|-----------|---------|
| | | | 1st Quarter Ending March 31 | 2nd Quarter Ending June 30 | 3rd Quarter Ending Sept. 30 | 4th Quarter Ending Dec. 31 | Total | Remittance to BTr | Deposited with AGDB | TOTAL | Amount | % | |
| 1 | 2 | 3 | 4 | 5 | 6 | 7 | 8=[6+(-7)-8+9] | 9 | 10 | 11=(9+10) | 12=(8-3) | 13=(12/3) | 14 |
| Business Related Funds | | 0.00 | 7,640,198.76 | 9,134,251.68 | 7,963,533.15 | 0.00 | 24,737,983.59 | 0.00 | 0.00 | 0.00 | 24,737,983.59 | 0 % | |
| Revenue Collections | | 0.00 | 7,640,198.76 | 9,134,251.68 | 7,963,533.15 | 0.00 | 24,737,983.59 | 0.00 | 0.00 | 0.00 | 24,737,983.59 | 0 % | |
| Cash Receipts | | 0.00 | 7,640,198.76 | 9,134,251.68 | 7,963,533.15 | 0.00 | 24,737,983.59 | 0.00 | 0.00 | 0.00 | 24,737,983.59 | 0 % | |
| Non-Tax | | 0.00 | 7,640,198.76 | 9,134,251.68 | 7,963,533.15 | 0.00 | 24,737,983.59 | 0.00 | 0.00 | 0.00 | 24,737,983.59 | 0 % | |
| Rent/Lease Income | 4020205000 | 0.00 | 1,332,373.51 | 922,671.00 | 544,693.94 | 0.00 | 2,799,738.45 | 0.00 | 0.00 | 0.00 | 2,799,738.45 | 0 % | |
| Book Sales | 4020216001 | 0.00 | 66,400.00 | 0.00 | 169,060.00 | 0.00 | 235,460.00 | 0.00 | 0.00 | 0.00 | 235,460.00 | 0 % | |
| Sale of Animals, Meat and Dairy | 4020216006 | 0.00 | 13,550.00 | 911,716.00 | 975,815.15 | 0.00 | 1,901,081.15 | 0.00 | 0.00 | 0.00 | 1,901,081.15 | 0 % | |
| Other Sales | 4020216099 | 0.00 | 5,782,402.75 | 3,497,314.34 | 4,964,862.08 | 0.00 | 14,244,579.17 | 0.00 | 0.00 | 0.00 | 14,244,579.17 | 0 % | |
| Other Business Income | 4020299099 | 0.00 | 445,472.50 | 3,802,550.34 | 1,309,101.98 | 0.00 | 5,557,124.82 | 0.00 | 0.00 | 0.00 | 5,557,124.82 | 0 % | |
| TOTAL | | 0.00 | 7,640,198.76 | 9,134,251.68 | 7,963,533.15 | 0.00 | 24,737,983.59 | 0.00 | 0.00 | 0.00 | 24,737,983.59 | 0 % | |


Certified Correct:


MARIA REMEDIOS E. TANGONAN, CPA
 OIC - UNIVERSITY ACCOUNTANT
 Date: 10/27/2022

Recommending Approval:


EMERITA P. GERON, CPA
 CHIEF FMO
 Date: 10/27/2022

Approved By:



URDUJAH G. ALVARADO, Ph.D, CESO II
 UNIVERSITY PRESIDENT
 Date: 10/27/2022

QUARTERLY REPORT OF REVENUE AND OTHER RECEIPTS

As at the Quarter Ending September 30, 2022


Department : State Universities and Colleges (SUCs)
 Agency : Cagayan State University
 Operating Unit : < not applicable >
 Organization Code (UACS) : 08 022 0000000
 Fund Cluster : 07 - Trust Receipts

| Classification/Sources of Revenue and Other Receipts | UACS CODE | REVENUE TARGET (Annual) per BESF | Actual Revenue and Other Receipts Collections | | | | | Cumulative Remittance/Deposits to Date | | | Variance | | Remarks |
|---|-----------|----------------------------------|---|----------------------------|-----------------------------|----------------------------|------------------|--|---------------------|-----------|----------------|-----------|---------|
| | | | 1st Quarter Ending March 31 | 2nd Quarter Ending June 30 | 3rd Quarter Ending Sept. 30 | 4th Quarter Ending Dec. 31 | Total | Remittance to BTr | Deposited with AGDB | TOTAL | Amount | % | |
| 1 | 2 | 3 | 4 | 5 | 6 | 7 | 8=[{6+(-)7}-8+9] | 9 | 10 | 11=(9+10) | 12=(8-3) | 13=(12/3) | 14 |
| Trust Receipts | | 0.00 | 27,317,193.84 | 56,074,501.73 | 42,803,559.65 | 0.00 | 126,195,255.22 | 0.00 | 0.00 | 0.00 | 126,195,255.22 | 0 % | |
| Trust Receipts Deposited with Authorized Government Depository Banks (AGDB) | | 0.00 | 27,317,193.84 | 56,074,501.73 | 42,803,559.65 | 0.00 | 126,195,255.22 | 0.00 | 0.00 | 0.00 | 126,195,255.22 | 0 % | |
| Tr | | 0.00 | 0.00 | 0.00 | 0.00 | 0.00 | 0.00 | 0.00 | 0.00 | 0.00 | 0.00 | 0 % | |
| Subsidy from Other NGAs | | 0.00 | 26,539,193.84 | 56,074,501.73 | 42,803,559.65 | 0.00 | 125,417,255.22 | 0.00 | 0.00 | 0.00 | 125,417,255.22 | 0 % | |
| Assistance from Local Gov't Unit | | 0.00 | 778,000.00 | 0.00 | 0.00 | 0.00 | 778,000.00 | 0.00 | 0.00 | 0.00 | 778,000.00 | 0 % | |
| TOTAL | | 0.00 | 27,317,193.84 | 56,074,501.73 | 42,803,559.65 | 0.00 | 126,195,255.22 | 0.00 | 0.00 | 0.00 | 126,195,255.22 | 0 % | |

Certified Correct:

MARIA REMEDIOS E. TANGONAN, CPA
 OIC - UNIVERSITY ACCOUNTANT
 Date: 10/27/2022

Recommending Approval:

EMERITA P. GERON, CPA
 CHIEF FMO
 Date: 10/27/2022

Approved By:

URDUJAH G. ALVARADO, Ph.D, CESO II
 UNIVERSITY PRESIDENT
 Date: 10/27/2022